



May 2019

Volume 12, Number 5

Sunrise Division Officers

Superintendent..... Stewart Jones
 Asst. Superintendent..... Bob Rothgery
 Secretary..... Larry Stephens
 Treasurer..... Rich Flammini
 Program Chair..... Gary Myers
 Division AP Chair..... Bob Rothgery
 Youth Coordinator..... Ernee Edwards
 Education Chair..... Stewart Jones
 Modular Layout Chair..... Don Francis
 Herald Editor..... Larry Stephens
 Web Site <http://trainweb.org/SunriseDivision>

In the Herald

Next Meeting.....	1
Upcoming Clinics for 2019.....	1
Upcoming Tool Times for 2019.....	1
Upcoming Show 'n Tell Themes for 2019.....	1
Meeting Notes.....	2
From the Editor.....	2
Swap Table.....	2
I'm Not Cheap, I'm Frugal.....	2
Rip Track.....	2
URLs of the Month.....	2
Yard Master	2
Tool Time.....	3
Upcoming Events.....	3
Show & Tell.....	4
Clinic -- Decoder Pro.....	5-7
Modules.....	7
RailFest Weekend	8
Santa Fe Convention	9-10
Trackside.....	11-13

Next Meeting

Our next Division meeting will be Thursday, June 6, 2019, at Holy Love Lutheran Church, 4210 South Chambers Road at 7PM.

Upcoming Clinic for 2019

June – Building Resin Kits - Denny Krausman
July Cancelled for Convention
August and **September** TBD – OPEN
October – Abandoned Railroad Routes you can Drive, Walk, Jeep or Hike - Larry Stephens
November - and after TBD - OPEN

Upcoming Tool Times for 2019

June – Jigs - Bob Rothgery
July - Cancelled for Convention
August – Iso-Tip soldering iron – Larry Stephens
September - Freight Car 12 Step Program
 Gary Myers
October - and after TBD - OPEN

Upcoming Show 'n Tell Themes for 2019

June - Non-RR Hobby Item
July - Cancelled for Convention
August – Scratch Built Structure
September – Kit Built Structure
October - Scratch Built Car
November - Railfan Photos
December - Old Time Item

The Denver Library digital content.
<http://digital.denverlibrary.org/cdm/>

March Meeting Notes

Stu called the meeting to order. We introduced ourselves. As "Our Favorite Railroad" was the Show and Tell, we talked about our favorite railroad. Dave Clifford's shirt made it clear that, with the PRR herald emblazoned on it, this was his favorite railroad.

From the Editor

I went to Harriman, Wyoming, to video the Big Boy's first trip under power in 50 years. I felt this was the spot that would be the least crowded. There were about 100 to 150 people there. So...yes it was less crowded. I was able to find a spot clear of people, at least for the first shot. Then the train stopped in front of me with the 844 dead center. Wow, did I find a great location, temporarily. I heard the engineers were going to do a blowout and the train be there for 15 minutes. Time to find a better spot. I had picked out a two-foot rock by a tree that would keep me above the crowd as my backup spot. It worked as I was able to keep most of my videos free from the crowd. Without going any further, you probably know what is going to be the "Track Side Photos" this month.

For next month I would like to post some photos from members who went to Wyoming to see the Big Boy. With 175 receiving the Herald, there had to have been at least a couple members who went to Wyoming for the Big Boy.

My email: jeepnman@ecentral.com

I'm not going to the Salt Lake Convention so I will not have any news on that event. I would like to have reports on the convention with bylines from members who are attending. Take a picture or two of that great layout. Report on the best clinic you saw. You get the idea.

The Swap Table

"You bring it; you take it back."

I'm Not Cheap, I'm Frugal

--Contributed by Bob Rothgery. Bob just finished a fleet of ten ore cars to join another six previously built. The first six were painted in a Poly-S paint (no longer made or available). Bob color-matched the paint in a sample jar from Home Depot. The sample is 7.25 oz. for \$4.27 plus tax. That much paint from a hobby shop would cost in the \$20-\$30 range. Bob hopes the paint works well. If not, it was worth a try.

RIP Track

I had hoped for my first error free Herald, but messed up the Auction names of Bob Hochstetter and Bob Rothgery. The perils of cutting and pasting without double checking my changes.

URLs of the Month

No surprise that the first video is of the Big Boy at Harriman, Wyoming. This was shot about 200 feet to the left from where I was standing and the video starts about 20 feet to the left of my location.

<https://www.youtube.com/watch?v=0Tk8sYNp1aU>

Instead of a second URL, if you are interested, just search YouTube "Big Boy." There are many, many Big Boy videos.

Big Boy derailed in the Rawlins Yard.

<https://www.youtube.com/watch?v=oq77z-9hUXY>

UP844 in depth. Ed Dickens talked about the restoration of the 844. The video is 40 minutes in length. This one is for Steam Fans.

<https://www.youtube.com/watch?v=oDJvIsa8QEc>

Yard Master


Anyone have any M V Products L149, L173 and/or L180 lens that you don't need? I'll pay EBay rates...Larry jeepnman@ecentral.com

Tool Time

Homemade Tools & Jigs

Bob Rothgery presented us with many of his homemade tools. In June, he will cover Jigs.

A Kadee test track with tools. There is a ruler so Bob can ensure proper NMRA weight per inch of rolling stock. A turntable for painting. Bob would put ground cover in a straw to place in hard to reach areas. He used a mirror to view hidden areas as he applied landscape. He used a piece of wood with two arms to hold a magazine so he had an easy way to see and use steps from the article. Bob, used a small piece of wood with two pins to create wagon ruts. He cut down fingernail files to make small wood files. Bob showed is how to use plastic magnets (those magnets that come with the phone books) that would hold CA glue for a while without drying. He designed a board with a cleat and a strip of wood to hold items he would work on. Just place next to a work table edge, clamp if need be.



Upcoming Events

June 7--9 Colorado & the Transcontinental
Railroad Symposium
Colorado Railroad Museum
Tickets On Sale - RSVP by May 24, Golden, CO

June 8 -- 9AM to 4PM Sat
Model Train Show & Surplus Sale
Westminster Grange Hall
3935 W. 73rd, Westminster, CO
Hosted by Youth in Model Railroading
Surplus Sale in front of "The Train Shoppe"

June 29--30-- 9AM to 5PM Sat; 10AM to 4PM Sun
Spring Creek Model Train Show
Thayer County Event Center
Adults: \$6 for show and clinics
Children under 12 free
4th St & Race St, Deshler, NE

July 7--13 -- 2019 NMRA Convention
Salt Lake City, UT

July 20 -- Sat 9AM to 11:30AM
Model RR & Toy Train Swap Meet
(303) 989-0087 or (303) 985-1491
Green Mountain Presbyterian Church
12900 W. Alameda Pkwy, Lakewood, CO

July 20--21 -- Buena Vista Heritage
RailFest Weekend
Buena Vista, CO
More on Page 8 Buena Vista Heritage
<http://buenavistaheritage.org/Calendar-of-Events>

July 26--28 -- Santa Fe Railway Historical and
Modeling Society Convention
Pueblo, CO
More on Page 9 Santa Fe Convention

August 17--18 -- Boreas Pass Railroad Day
Como, CO


Show and Tell

Our Favorite Railroad

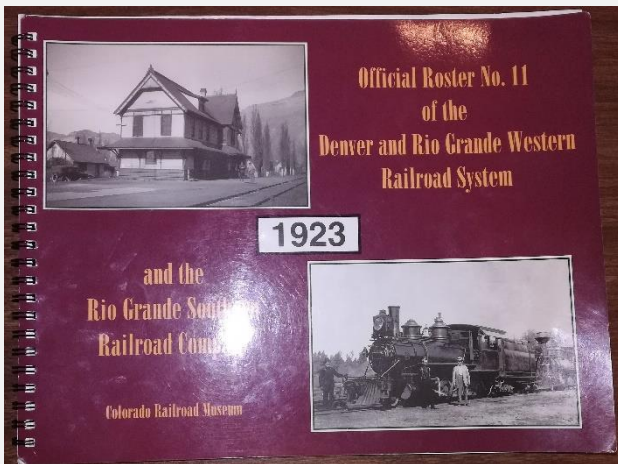
Bill Johnson, for his UP interest, had on display a UP Big Boy, a DD40 and a Super Turbine (also known as the Big Blow). He also has a Big Boy Herald number 2022.



Rich Flammini brought in a Grand Trunk Western Railroad book.




Gary Myers brought in a Rio Grande Roster book 1923, a nice reference of facts and timetables. He used this while working on the Scenic Line Modelers layout.



Steve Schweighofer brought in an N scale DSP&PRR box car.



Bob Hochstetter brought in a photo of a Missouri Pacific freight with three locomotives. This train came out of the Little Rock Union station.



Adam Crews brought in a set from Mehano Thalys trains. Thalys is a French-Belgian high-speed train operator originally built around the LGV Nord high-speed line between Paris and Brussels.



Larry Stephens brought three favorites: UP because of its history and the Big Boy. Rio Grande because of its Colorado History and Santa Fe because "who doesn't like the War Bonnet color scheme?"



JMRI Decoder Pro – Jon Zook

Jon Zook gave a presentation of the features of the Decoder Pro. Decoder Pro is software that allows us to program the CVs of a decoder. In the early days of the decoders we only had about a dozen CVs we could change: address, speed, momentum, bell, horn whistle and sound volume. Now, with the latest Tsunami 2 from Soundtraxx, there are over one hundred CVs. Decoder Pro is a must to get the most from a modern sound decoder. (Comments in parentheses are mine. I will be spending time on each function tab listed in this article myself before publication of the Herald--Editor)

Decoder Pro, (hereafter referenced as DP), for Windows 10 is plug and play. The program is free with only the cost of the devices needed to interface the computer to the track. Jon uses a Sprog 2 to interface. The Sprog can handle a small layout as it is rated at two amps. Sprog has a Raspberry Sprog that can operate as a computer. Digitrax has a PR4 that can be used to program CVs and, with a LocoNet connection, used to run trains.

After starting DP, click on New Loco. The DP has a table for each decoder. It will read the decoder and it will display the decoder type you have. It allows naming by name, not just by number.

Open Comprehensive Programmer. This is where you program every CV. You can program by function without needing to know the CV numbers. The first tab is a roster entry. With DP you can override the CV values on the decoder.

Roster Entry: Enter comments about the engine.

Basic: Addresses and changes that are done to CV29.

Motor: Change acceleration and deceleration momentum. Adjust Back EMF (electro motive force) for the smoothest slow speed start. (Normally the Back EMF can be left alone on most modern produced locomotives. (I have several Athearn engines. These need to be changed to bring down the speed at Speed Step One--Editor).

Basic Speed Control: Quick setup to use but Jon recommends that you use the speed tables. (Adjusting the speed tables without DP is a long arduous chore--Editor)

Speed Table: You can use DP to quickly change momentum. Adjust speed using Speed Steps Speed Table. You can adjust the speed curve. A yard engine can be set for a slow start and running speed.

Function Map: Used for changing the functions. If your controller has 10 functions and your decoder has 27, you can pick which 10 you want.

Lights: Control of lights and selection for LED or incandescent lamps are part of what is covered under this tab.

Analog Controls: Recommend this to be turned off unless you are going to run DC.

Consist: Used for setting up consist.

Advanced: Can be used to lock decoder to prevent accidental changes. Also packet time out to prevent engine with current keeper circuits from running too long after loss of power.

Sound: Used to pick sound to be used There are just a few on earlier decoders and the new decoders have many choices. On the Tsunami 2 there are many advanced sounds.

Sound Levels: Controls the volume of all available sounds.

CVs: If you have a list of CVs with settings you want saved, you can enter them here.

Alt Sound Levels: Not covered

Equalizer: Adjust the equalizer to provide better sound.

DDE: Adjust the Digital Dynamic Exhaust on Tsunami 2 decoders.

Reverb: Add reverb to many sounds individually.

ASC: Controls timing of automatic sounds. Auto brake squeal can be set up here.

Legacy Function Map: If you don't want to use all the functions. Decoder behaves as a first generation Tsunami.

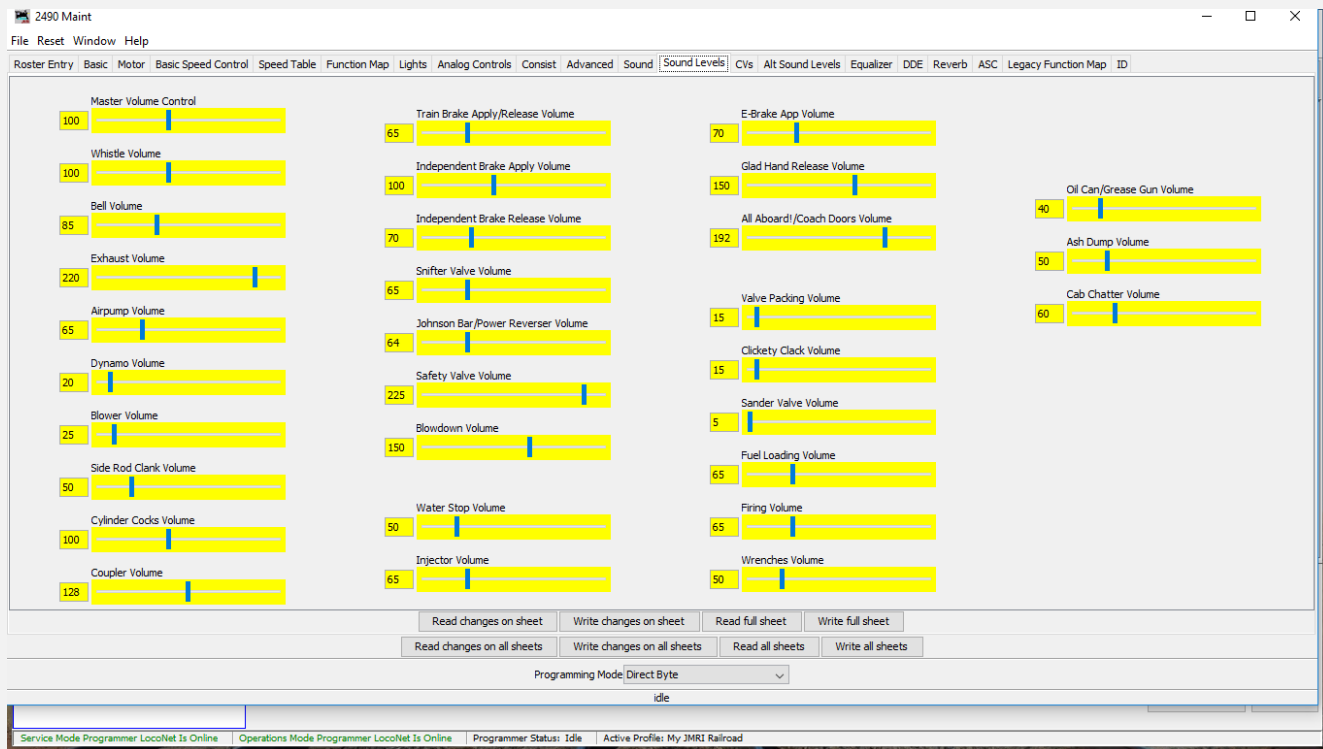
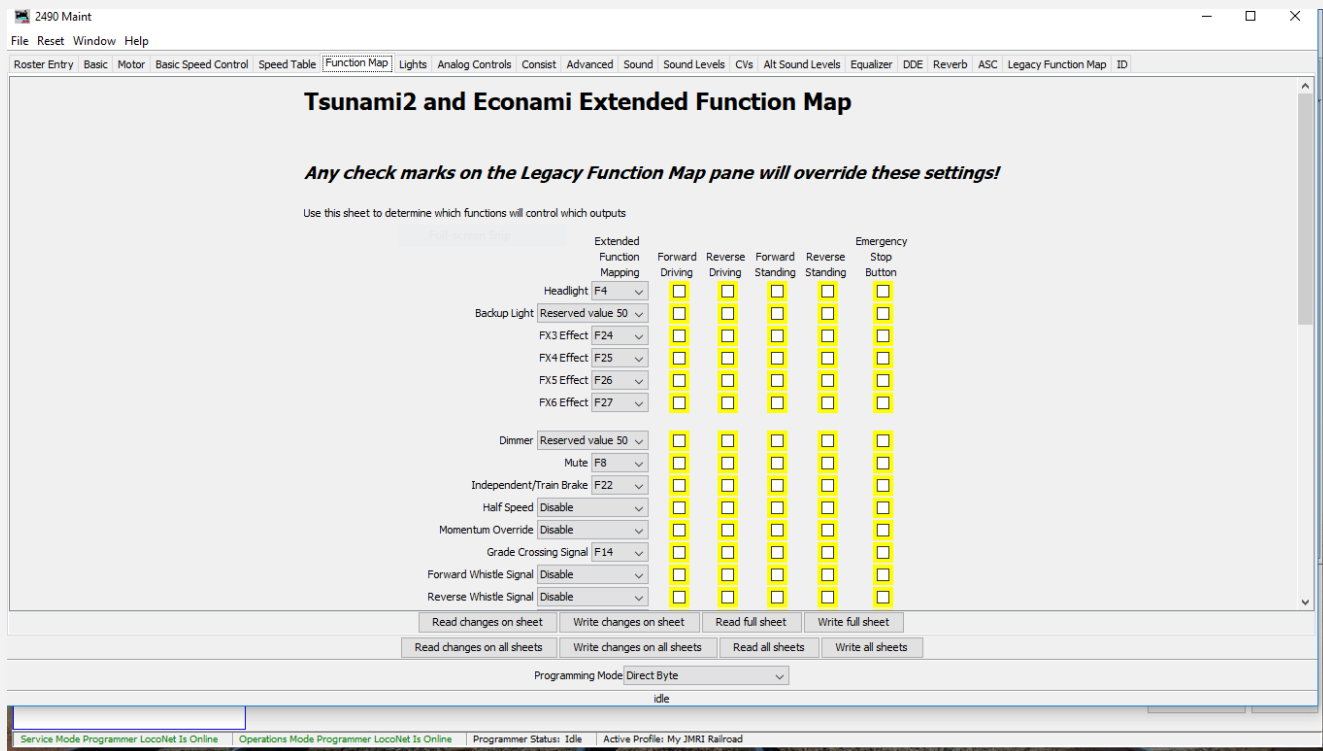
Start WiThrottle Server: This is under Actions Tab. Used if you are using a cell phone to control trains.

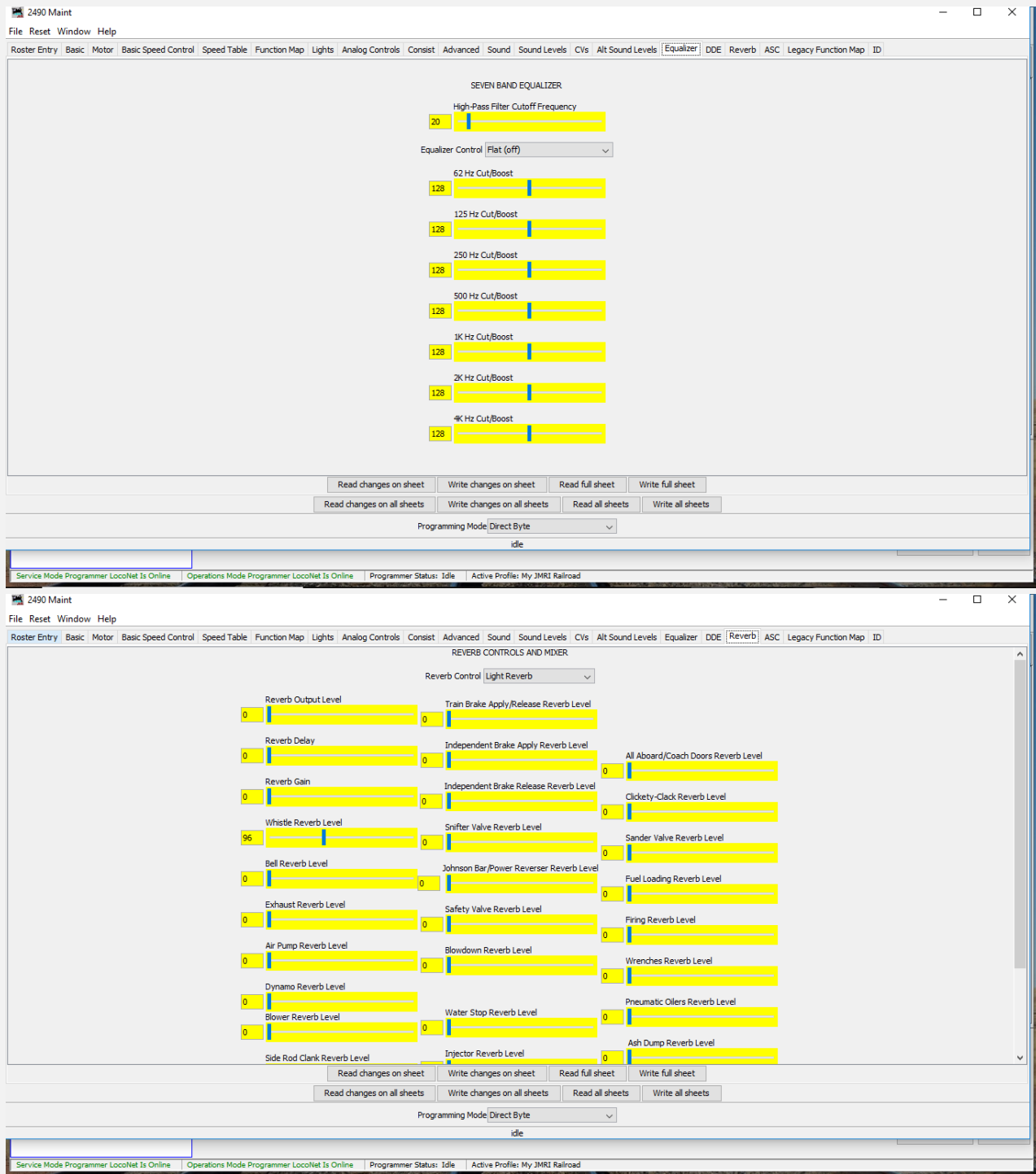
For more information, go to JMRI.org or YouTube. (If any YouTube video is older than one year it could be out of date--Editor) If you're really stuck or confused, then you can email Jon Zook at jzook@comcast.net

(JMRI 101--Editor)

https://www.youtube.com/watch?v=TQogIlad-rk&list=PLrnlcagrY_uugGNYXOHX_53nJKvMEcz2F

(Below are some of the screen shots of the Tusamni2. Imagine changing these without Decoder Pro-Editor)





Modules

Work on the modules are now being done at Dick Hunters house now that the weather has warmed up. Landscape, people and vehicles are mostly what is needed to be done. Anyone is welcome to come out and help. The modules are

going to the Spring Creek Model Train Show in Deshler, Nebraska, June 29 and 30. Help is always appreciated. Email me at jeepnman@ecentral.com for information, location and motel list for the train show.



July 2019

July 20 & 21 - RailFest Weekend.

A weekend of rail history of the Colorado Midland, Denver South Park & Pacific, and Denver Rio Grande Railroads.

Saturday:

8:00 to 9:00 Registration and Welcome at the Museum

9:00 Mel McFarland speaking on the Colorado Midland RR

10:00 Bob Schoppe speaking on the Denver South Park & Pacific RR

11:00 George Barnett speaking on the Denver & Rio Grande RR

12:00 Hobo Lunch (provided with registration) & Tour the Buena Vista Model Railroad Society historic layout

12:45 Dan Abbott speaking on the Colorado Midland RR

1:45 Ray Perschbacher speaking on the Denver South Park & Pacific RR

2:30 Round Table Discussion, Questions with our speakers

4:00 Tour of the 1890 Depot and 1883 Caboose Transportation Museum

7:00-9:00 Layout and Factory Tours: BK Switches, Trout Creek Engineering, Classic Miniatures, and Tru-Scale Models. Home Layouts of Harley Hamilton and Vic Kuklin.

Sunday:

9:00 Depart Buena Vista Heritage Museum

Carpool tour of the Denver South Park & Pacific RR from Buena Vista to Hancock. Tour narrated by local historian Suzy Kelly.

Optional hike to the east portal of the Alpine Tunnel.

SUNDAY BOX LUNCH MUST BE ORDERED IN ADVANCE

Due to peak season, please contact the Buena Vista Chamber for available lodging.

<https://www.buenavistacolorado.org/>

Santa Fe Convention

The 39th Convention of the Santa Fe Railway Historical and Modeling Society will be held July 26 thru 28, 2019, in Pueblo, Colorado. The theme of the convention this year is "The Chico."

This is to invite the PMRA Members to the Santa Fe Convention. Everyone is invited to register.

John Denny
Convention Chairman

On Saturday, the vendor will be open to the public. Only \$6, open 8 AM to 5 PM. We will have over 100 vendor tables with railroad items to buy.

More Information at <https://sfrhms.org/conventions/>

Extra Fare Activities

Tuesday, July 24

Ride Amtrak over Raton Pass. Board the bus at the convention center to Trinidad 7:15 AM, ride Amtrak #3 to Las Vegas, tour Las Vegas (roundhouse, Harvey House, etc.) have lunch & return to Pueblo by bus. *

Wednesday, July 24

The Transportation Technology Center is located 25 miles northeast of Pueblo, CO and is a center for advanced railroad research and testing providing unique facilities for worldwide clientele. The center provides research, testing, and training for technology and safety-related issues for railroads around the world.

The center is owned by the U.S. Department of Transportation and is operated by Transportation Technology Center, Inc., a subsidiary of the Association of American Railroads. A bus ride (approximately 40 minutes) will take the tour participants to the center.

The tour will be a bus tour of the facility.

Vestas Tower facility located eight miles South of Pueblo is the largest tower factory in the world. The Steel Mill Museum has an in depth review of the steel mill history and operations.

A Welcoming Fiesta Buffet Dinner at the Pueblo Union Depot with a mariachi band and a talk by the local Harvey Girls. Next to the depot is the Pueblo Railway Museum will be open and will be giving engine and caboose rides.

* Note: Riding Amtrak from Trinidad to Las Vegas is contingent upon the arrival of Train #3 into Trinidad close to the scheduled time of 9:14 in the morning. Activities planned in Las Vegas require us to depart by 3:15 in the afternoon to return to Pueblo by the 12 hr. Bus driver limit of 7 PM. If Amtrak arrives past time required for the activities in Las Vegas, busses may take us directly to Las Vegas.

Thursday, July 25

In the morning we will travel to Canyon City and ride the Royal Gorge Railroad. The railroad trip will be offered in two classes. Dome car, offering excellent views of the canyon, and coach. The price includes lunch aboard the train. On the way back to Pueblo we will tour the Holcim (Portland) Cement plant. In the afternoon, several layouts will be open for tours.

Convention Activities

Friday: Clinics, Vendor Sales, Model/Photo contest. Ladies tour of the Rosemount Museum with luncheon.

Special guest evening speaker: Larry Green

Saturday: Clinics, Speaker Alan Affeldt, Vendor Sales, Model/Photo contest and ending with the Society's Awards dinner.

Sunday: Breakfast, Business Meeting, Albuquerque convention Presentation

CLINICS

<u>Title</u>	<u>Presenter</u>
History of the Santa Fe in Pueblo	Bob Walz
Western Focal Point Trees	Bob Koury
Diesel Detailing	Mike Tomei
Steel Mills	Ron Booth
Saving the Verde Valley	Kenny Rhoades
Santa Fe's First Iron Bridge	Larry Green
Behind the Scenes, Agreements	Bruce Barrett
Santa Fe Photography	Lance Garrells
Santa Fe Management Life	Tom Campbell
Santa Fe Branch Lines - The Final Years	Keel Middleton
My Friend Gordon Bassett	Mel McFarland
Loads for Open Top Cars	Eric Brock
Upgrades and Kit Bashes on Walthers Cars	Tom Casey
Rail Fanning and Documenting the Clovis Sub	Jurgen and Marcus Dietrichkeit
Building Resin Kits	Denny Krausman
Designing a Railroad for Operation	Bob Foltz

Track Side



Photos

Photos by Larry Stephens

Big Boy at Harriman, Wyoming, May 4, 2019







Ed Dickens doing the blowout.
"The difference between men and boys is the price of their toys." ~ Doris Rowland

