



Sunrise Herald

December 2020

Volume 13, Number 12

Sunrise Division Officers

Superintendent.....	William Boorman
Asst. Superintendent.....	Dennis Hagen
Secretary.....	Bob Hochstetter
Treasurer.....	Rich Flammini
Program Chair.....	Gary Myers
Division AP Chair.....	Bob Rothgery
Youth Coordinator.....	Ernee Edwards
Education Chair.....	Stewart Jones
Modular Layout Chair.....	Larry Stephens
Herald Editor.....	Bob Hochstetter

In the Herald

Instructions for online meetings.....	1
Layout of the Month.....	1
Next Meeting.....	2
From the Editor.....	2
URL of the Month.....	2
December Meeting Notes.....	2
Upcoming Clinics for 2021.....	4
Upcoming Tool Times for 2021.....	4
Upcoming Show 'n' Tell Themes for 2021.....	4
Tool Time.....	5
I'm Not Cheap, I'm Frugal.....	6
Trackside Photos.....	7

Special instructions for show'n'tell, tool time and clinics.

Due to online meetings in lieu of face to face meetings, JPGs of show 'n' tell items and tool time items need to be sent to William and Bob before the meeting. Powerpoint clinic presentations also need to be sent in advance. If an online live presentation and you desire some photos of the presentation to be included in the


Herald, please send some JPGs of things that you demonstrated to Bob.

William (caspienkronos@yahoo.com)

Bob (rlhoch422@gmail.com).

Layout of the Month

Photos from David Bol's Layout.



More photos of David Bol's layout and other members' can be seen in the Members' Layouts page at:

<http://trainweb.org/SunriseDivision/layouts.html>

Next Meeting

Future Division meetings will be via Zoom until the COVID-19 guidelines allow us back into Holy Love Lutheran Church.

The next meeting will be Thursday, January 7, 2021. Log-in starts at 6:30pm. The meeting will start at 7pm.

From the Editor

Thank you, Larry Stephens, for your two years of editing the Herald and for your invaluable help in training me to follow in your footsteps.

This is my first issue of the Herald as editor. As so frequently happens with first time endeavors, something goes wrong. In this instance, my Zoom connection went down after only 58 minutes into the December meeting. Consequently, I do not have a complete recording to use. Please forgive me if I have left out something that you had for show 'n' tell, or a tip, or a tool but I just cannot get the recording.

If you have a photo, tool, show 'n' tell item or any item that will be shown during the next meeting, please send a photo of it to William prior to the meeting so that he can show it at the proper time. Also, please send it to me for inclusion in the next Herald. If you have a short video (keep to one minute if possible) let William know you need to screen share along with the subject of the video. With this procedure, William will be able to get through the meeting on time.

URL of the Month


LIVING HISTORY: BNSF HELPS PHILMONT SCOUT RANCH TAKE CAMPERS ON AN UNFORGETTABLE ADVENTURE

http://www.bnsf.com/news-media/railtalk/community/philmont.html?utm_source=facebook_corp&utm_medium=cpc&utm_campaign=rt_community&utm_content=depot&fbclid=IwAR1fQODOOc0A5oqAkJJiYYQGy2v7NWYvWJIGQJ7ys6wP7euFle91ZE4JNmA

December's Meeting Notes

December's meeting was held via Zoom. Instead of our usual December railroad related movie and munching on Christmas treats, William called on the participants in random order to show a tool, give a mini-clinic, ask a train trivia question or ask a help question. Some are included below but not all since my Zoom connection went down.

Gary Myers showed two ornaments that he got at the 2019 NMRA convention:



Show n Tell: 2019 Salt Lake City NMRA Convention Xmas Ornament – Gary Myers



Gary also gave a mini clinic: **Think like an AP Judge!**

Think like an AP Judge!



- What does an AP Judge look for?
- It's simple:
 - What makes sense
 - What is prototype (how it should be)
 - What looks right
 - What is right
- Let's take a critical look at the excellent photos from the 2020 NMRA calendar!

Anything look out of place?



Follow the rules of logic?



Anything missing?



What would you change?



Rich Flammini showed his Santa's Candy Cane Express car:



Bill Johnson showed an ingenious homemade drill for making small holes (sorry no picture.)

Stu Jones asked the question “Which two railroads went from Chicago to the Pacific Ocean?” Only the Milwaukee Road and the Santa Fe.

Dave Clifford asked “How many turntables are there in Colorado?” His answer was 9 although some discussion regarding that number ensued.

Bob Rothgery showed his plastic strip holder.

Dennis asked for opinions on CAD programs for layout design.

Phil asked about youth participation in the hobby.

Bob Hochstetter showed the Touch-N-Flow solvent cement applicator:



And asked the question “What train is this?”



Stu Jones correctly identified it as being on the D&RGW tracks of the Joint Line. The train, however, is **NOT** the Missouri Pacific but Denver & Rio Grande Western train #3.

Upcoming Clinics for 2021

Clinics are shown via Zoom.

January – Butane Soldering –Frank Labor

February – A Brief History of American Refrigerator Transit (A.R.T.) –Gary Myers

March – DCC Wiring Diagrams –Frank Labor

Upcoming Tool Times for 2021

Tool Time is shown via Zoom.

January–Layout Scenic Lighting–Rich Flammini

February –Caulk, Adhesives & Glue –
Larry Stephens

Upcoming Show ‘n’ Tell Themes for 2021

Show ‘n’ Tell is shown via Zoom.

Please take a photo of your show ‘n’ tell item and send it to William Boorman and Bob Hochstetter.

January – Vehicles: Cars & Trucks

February – Trackplan

March – Flat Cars/Loads

April – April Fools

May – Re-Purposed Kit/Project

June – Passenger Rolling Stock

July – Depot

August – Scratchbuilt Model

September – Roundhouse/Turntable

October – Covered Hoppers

November – Maintenance of Way

December – Snow is the Season

Tool Time


Homemade Clamps from Clothes Pins – Larry Stephens



Larry starts by taking apart a clothes pin and reversing the spring.



One of his modifications helps him hold a scale cable tight (sewing thread, the color of steel cable). A drop of CA glue is applied on the crossed cable then the ends are cut.



Larry modifies a mini clothes pin to hold wires as he solders.



A mini clothes pin has a felt pad added. This will hold marsh reeds as an aid in placing them.




A clothes pin modified to hold a large object.



Four clothes pins are modified to hold an engine body.

Clothes pins with the spring removed. Double stick tape is applied to one side and sandpaper is applied.



I'm Not Cheap, I'm Frugal

I am following Larry's lead on this subject this month and hope that others will contribute their ideas for future articles. Shown is a one quart can of painter's solvent that I use for cementing plastic models. The cost is about \$8 versus the Plast-I-Weld (also shown) for \$7. The painter's solvent is not as aggressive as the Plast-I-Weld but is sufficient for most models.



And lastly, Larry sent the answers to last months Track Side Photos Quiz:

Track Side



Photos


Answers-Larry Stephens

I over did this one. Sorry guys. The top photo is original. The bottom photo has nine changes or deletions. I have circled them.



Left to right: (1) Missing Safety Chain, (2) No light Reflection on Step, (3) Missing Post, (4) Missing Horn, (5) "d" Has a Short Flag, (6) Fuel Filler Moved, (7) Missing Fan Housing, (8) Missing Ladder Rung, (9) Missing Stanchion.

The top photo is original. The bottom photo has nine changes or deletions. I have circled them.



Left to right: (1) Missing Red on Flag, (2) Missing Pipe*, (3) Pin is Black on Valve Gear, (4) Missing Circle*, (5) Missing Steam, (6) Missing Row of Rivets, (7) Missing Left Hand, (8) Extra 4, (9) Missing Cables.

* If anyone knows the function of the pipe or circle, could you please let me know: jeepnman@ecen

Zoom Special Procedures

Show 'n' Tell: Please send a photo of your show 'n' tell item to Bob Hochstetter and to William Boorman. It is nearly impossible to screen capture a Zoom image and when it can be done, it is frequently blurry.

Tool Times and Clinics: Send photos of your tool time and clinics if you want them to appear in the Herald. Documentation also will allow greater information published on your tool time and clinics. Send to Bob Hochstetter:

rlhoch422@gmail.com