



Sunrise Herald

January 2024 Volume 17 Number 1

Sunrise Division Officers

Superintendent.....William Boorman
 Asst. Superintendent.....Dennis Hagen
 Secretary.....Bob Hochstetter
 Treasurer.....Dave Clifford
 Program Chair.....Gary Myers
 Division AP Chair.....Gerry Meltzer
 Youth Coordinator.....Position open
 Education Chair.....Stewart Jones
 Modular Layout Chair.....Larry Stephens
 Herald Editor.....Bob Hochstetter

In the Herald

Layout Photos of the Month.....	1
January Meeting Notes.....	2
Next Meeting.....	2
Video of the Month.....	2
Upcoming Tool Time.....	2
Upcoming Clinic.....	2
Upcoming Show 'n' Tell Theme.....	2
Module Report.....	2
Announcements.....	2-3
Tool Time.....	3-5
Show 'n' Tell.....	5-6
Clinic.....	7-9

Layout Photos of the Month

This month's three photographs were taken by the editor during the Rocky Mountain Region's Annual Convention in 2014.

I need photographs for the Herald. If you have photographs of your layout that you would like to have included here, please send them to me. (Ed.)



January Meeting Notes

The regular monthly meeting of the Sunrise Division of the National Model Railroad Association was held January 4, 2024, at Holy Love Lutheran Church. Superintendent William Boorman conducted the meeting. The meeting was called to order at 7:02 p.m. Sixteen members attended in person, and two joined via Zoom.

William began the meeting by asking the members for a self-introduction, brief mention of modeling scale and recent accomplishments.

Announcements, Tool Time, the Clinic and more followed the self-introductions. All of these are included in this issue of the Herald. William adjourned the meeting at 9:00 p.m.

Next Meeting

The next meeting will be Thursday, February 1, 2024, in person at Holy Love Lutheran Church, 4210 S Chambers Road, Aurora, Colorado. The meeting will start at 7:00 p.m. The meeting will also be streamed on Zoom with sign-in between 6:30 and 7:00.

Video of the Month

This month's featured video is:
THE AMAZING CALIFORNIA ZEPHYR STORY-
1940-1970.

<https://www.youtube.com/watch?v=fwwqQU-fTb8>

Upcoming Tool Time

February—Throttle Cradles—Dennis Hagen

Upcoming Clinic

February—Building Non-Flickering Passenger Car Lighting Circuits for DCC/Weathering Techniques for Locomotives—Bill Botkin

Upcoming Show 'n' Tell

February—Non-Railroad Structure

Reminder

To reduce problems, especially for those who join the meeting on Zoom, we continue to ask that Show 'n' Tell photos, Clinic presentations, and Tool Time photos be taken before the meeting and sent to:

Gary Myers (garymyers06@comcast.net) for presentation at the meeting, and to the editor (rlhoch422@gmail.com) for inclusion in the Sunrise Herald. (Ed.)

Module Report

Adam Crews reported that a new Digitrax Command Station had been purchased for the modular layout and that the modules had been transferred to Chuck Gahm's place.

Announcements

The Foothills Society of Model Railroaders swap meets
Green Mountain Presbyterian Church
12900 W. Alameda Parkway
Lakewood, CO
9:00 a.m. - 11:30 a.m.
on the third Saturday of odd numbered months
(303)989-0087 or (303)985-1491

Rocky Mountain Train Show - Spring 2024
April 6th & 7th
Sat 8:00 AM - 9:00 AM - Pre-Registered TCA/NMRA Members
Sat 9:00 AM - 5:00 PM - Public
Sun 9:00 AM - 4:00 PM - Public
National Western Complex
4655 Humboldt St.
Denver, CO 80216
Exhibit Areas
Expo Hall, Hall Of Education - East, Hall Of Education - West, Stadium Hall

Clinicians are needed for the Rocky Mountain Train Show. If you have a clinic that you would like to present, please contact William Boorman.

MODEL TRAIN SHOW



January 27 & 28, 2024
Sat 9-5 Sun 10-3

Colorado Springs Event Center

\$ 11 per person
 Discounts Apply
 Children 12 & Under
 FREE!

Hall B
 3960 Palmer Park Blvd
 Colorado Springs, CO 80909




Info and online ticket sales at www.tecoshow.org

Tool Time

Bill Johnson presented this month's Tool Time.

A Few Tricks with Kadee Couplers



This is a presentation of The Grand Central Railway



Standardize

Use only one brand

- When I initially started model railroading in "N" scale, I had a mixed bag of couplers. This presented problems.
- It required special converter cars.
- Once I began to convert to Micro Scale couplers, I had too many cars to change all at once.

Use the best

- KaDee couplers are the un-official standard.
- They have a more prototypical appearance, they function better than any other brand, and they are readily available.
- I recommend Kadee #58's or even #158's which are closer to the prototype's size. Both have whisker springs.


A comparison of the standard #5 on the left, and the scale # 158 with whisker springs on the right.



A size comparison #58 on the left and #158 on the right.



Some useful tools



Test track with height gauge on the end



Paint "hose" flat black and tip silver



Kadee coupler height check gauge



Simple modifications

Use a plastic height gauge to avoid the risk of short circuits.
Use an "open face" coupler in the height gauge to prevent accidental coupling and on helper engines to prevent pull off.



Shelf Couplers for Passenger Cars



#120 HO Scale SBE Bottom Shelf Whisker® Metal Couplers with Gearboxes - Medium (9/32") Centerset Shank

★★★★ Be the first to review this product

Modification

Cut back trip pin even with coupler face.



Easy installation




Using big pliers crimp the end of trip pin.



Use a Lead Pencil for added graphite.



Easy with whiskers, no bronze spring



Use "dummy" couplers in rare cases



THE END

Any Questions ?



Show 'n' Tell

This month's Show 'n' Tell subject was boxcars.



This is a D&RGW box car as was used at the Keebler Bakery in Denver. They were known as "Cookie Boxes". I remember seeing them on a Cub Scout field trip to the bakery sometime in the 1950's.
Bill Johnson



I have attached two photos for Show 'n' Tell.

The first photo shows two insulated boxcars. One is a craftsman kit, the other is scratchbuilt. I liked the kit-built model so much that I scratchbuilt two more. I can no longer distinguish between them. I couldn't find the third, it's in transit somewhere on my layout.

The second photo looks like a boxcar with its top removed but is actually a wood-chip gondola. This was also a craftsman kit, but instead of using the included wood parts, I substituted styrene. Wood materials require a lot of sanding after applying sanding sealer and all the shapes are now available in styrene.

Stewart Jones



This N-scale model from Atlas Model Railroad represents an Eagle Merchandise Service car. Originally built in 1925 as a 40' single door boxcar, it was rebuilt by the Missouri Pacific Railroad and repainted in 1951 for less than carload service. It was never interchanged with any other railroad except the Texas & Pacific. Its colors are known as Eagle blue and Eagle gray. **Bob Hochstetter**



I saw a State of Maine Products boxcar in Virtual Railfan going around the Horseshoe Curve a year or so ago. I had one sitting in my inventory so I decided to try to replicate it. The weathering is way too dark, so next I will go over the MadeULook paint, to make it seem like it was just sprayed. The other boxcar is a different version of the box car without graffiti. **Adam Crews**



Chuck Gahm showed this special run boxcar from the Tenth Anniversary of the Inter-mountain Chapter of the NRHS; the certificate of authenticity; and a 1986 special run boxcar from the Sunrise Division of the NMRA.



HO Walthers NP 22494
 Received in 2022's Scenic Line Xmas Xchange.
 Assembled & added some loads.
 Added cut levers and glad hands.
 Painted the interior, deck, wheels & trucks.
 Weathered with Bragdon powder.
Gary Myers

Nick Tomlinson also showed several very interesting boxcars. No pictures or captions were provided for the Herald. *Ed.*

Clinic

Rich Flammini presented this month's clinic on his experiences on, or with, flanged wheels on rails.

He discussed his experiences with the following:

Rock Island- Chicago-commuter
B & O as a tourist in Washington DC
C&NW-Arlington Heights-commuter service

Illinois Central-Chicago-commuter
Monon-Louisville, KY

Eureka Springs & North Arkansas

Peru Rail-Machu Pichu, Peru

Trans-Alpiner-Greysmouth, New Zealand

Seminole Gulf Railroad-Ft. Myers, FL

Amtrak-Florida, Chicago, Seattle,

Grand Junction

Alaska Rail-Anchorage, Alaska-tourist

White Pass & Yukon Route-Skagway, AK-tourist

Flamsbana (Flam Railway)-Bergen, Norway-tourist

Holland-Amsterdam-tourist

Chihuahua al Pacifico (Chepe)-

Copper Canyon, Mexico

York Durham-Markham, Ontario-tourist

Belgium-Mastricht, Netherlands

Renfe-Spain-tourist

Boone & Scenic Valley-Iowa-tourist

Colorado

Durango & Silverton-tourist

Leadville Colorado & Southern-tourist

Georgetown Loop Railroad-tourist

Minnesota

Minnesota Zephyr-Stillwater, MN-dinner train

Minnesota Transportation Museum

Osceola & St. Croix Valley

BN switcher-Fridley Yard

California

Knotts Berry Farm

Sacramento Southern-tourist

Michigan Central-Owasippe Boy Scout Camp

And small gauge railroads:

St. Croix Live Steamers-St. Croix Wisconsin

Kiddyland-Oak Lawn, Illinois

New Mexico Railroad-Albuquerque, NM

Arizona-Scottsdale, AZ

His PowerPoint slides are included here:

