



Sunrise Herald

August 2024 Volume 17 Number 8

Sunrise Division Officers

Superintendent.....William Boorman
 Asst. Superintendent.....Dennis Hagen
 Secretary.....Bob Hochstetter
 Treasurer.....Dave Clifford
 Program Chair.....Gary Myers
 Division AP Chair.....Gerry Meltzer
 Youth Coordinator.....Position open
 Education Chair.....Stewart Jones
 Modular Layout Chair.....Larry Stephens
 Herald Editor.....Bob Hochstetter

In the Herald

Layout Photos of the Month.....1
 August Meeting Notes.....2
 Next Meeting.....2
 Video of the Month.....2
 Upcoming Tool Time.....2
 Upcoming Clinic.....2
 Upcoming Show 'n' Tell Theme.....2
 Module Report.....2
 Show 'n' Tell.....3-5
 Clinic.....5-6
 Big Boy Days at the Forney.....6-7
 On Track.....8
 Announcements.....9-10

Layout Photos of the Month

This month's three photographs were taken on Bob Rothgery's HO scale 1890's Rocky Mountain themed home layout.

I need photographs for the Herald. If you have photographs of your layout that you would like to have included here, please send them to me. (Ed.)



August Meeting Notes

The regular monthly meeting of the Sunrise Division of the National Model Railroad Association was held August 1, 2024, at Holy Love Lutheran Church. Superintendent William Boorman conducted the meeting. The meeting was called to order at 7:05 p.m. Seventeen members attended in person, and one joined via Zoom.

William began the meeting by asking the members for a self-introduction and to tell their current model railroading projects.

Announcements, Show 'n' Tell, the Clinic and more followed the self-introductions. All of these are included in this issue of the Herald.

William adjourned the meeting at 9:00 p.m.

Next Meeting

The next meeting will be Thursday, September 5, 2024, in person at Holy Love Lutheran Church, 4210 S. Chambers Road, Aurora, Colorado. The meeting will start at 7:00 p.m. The meeting will also be streamed on Zoom with sign-in between 6:30 and 7:00.

Video of the Month

Since it has been so hot lately, I thought that I would highlight the Alaska Railroad for this issue. It must have been cooler because there is still a little snow left in the mountains. (Ed.)

The Alaska Railroad Anchorage-Whittier
<https://www.youtube.com/watch?v=j3VfPpQ2MJw>

Upcoming Tool Time

September—NMRA Membership Discount with Grouper—Gary Myers

Upcoming Clinic

September—The Missouri Pacific Railroad in Colorado—Bob Hochstetter

Upcoming Show 'n' Tell

September—Bridge

Reminder

To reduce problems, especially for those who join the meeting on Zoom, we continue to ask that Show 'n' Tell photos, Clinic

presentations, and Tool Time photos be taken before the meeting and sent to:

Gary Myers (garymyers06@comcast.net) for presentation at the meeting, and to the editor (rlhoch422@gmail.com) for inclusion in the Sunrise Herald. (Ed.)

Module Report

Forney Big Boy Train Show

We had just completed rewiring four modules and this was going to be our first show with them. We arrived at the show knowing we still had a power issue with the set-up track. After set-up, Adam and I started looking at that issue. The siding is now on its own circuit breaker and track power. We had power with the set-up track power switches off. After checking some rewiring, it came to me as I was checking voltage on the track, I had cut only one rail, while I should have cut both. Power from the main was connected to the siding. Saturday, only one problem, loose wire. Sunday, we experienced a common prototype event. See photo.

The show had less traffic than our regular TCA show. From the comments received, a number of viewers have never been to a train show.

After the show repairs: During the show we discovered that the 12 volts were at 10 volts and the 6 volts were at 9 volts. I found a loose capacitor which I resoldered and now have 13.5 volts. I installed a voltage reducer board on the 9 volts and adjusted it down to 6 volts. The loose wire was on the command station cable. I striped back some of wires to get a longer wire to fit the Phoenix connector. Now to get the remaining eight modules ready for the November TCA show.

Larry Stephens



Show 'n' Tell



This month's Show 'n' Tell subject was Tank Car.



This car is from a Bachmann train set that I received as a Christmas present in 1969. It was given as a joke but has led me to become a model railroader. *Bob Hochstetter*



Bob Rothgery showed these two old-time cars. He explained how the Gramps cars got their name and that the second car is labelled for the nickname that his grandkids call him.



Rich Fllammini showed these three photographs.

The first shows his tank car on his layout. The second shows a weathered tank car that he will use to as a guide to weathering his tank car and the last photo shows some damaged tank cars being transported on flat cars.



Larry Stephens showed these HO scale tank cars.

The top six triple dome tank cars are AHM models. The next four are Tyco cars. The Freon car is from Tempo, the Goodyear car is an AHM as are the last two cars which Larry recently acquired and that need their couplers changed.



In the first photograph, Chuck Gahm may have taken the Show 'n' Tell subject too literally--- Tank Car.



Chuck's second photograph is of two Broadway Limited cryogenics cars. He said that he has no use for them on his layout but he bought them anyway because he likes them.



Bill Johnson showed three models with a Colorado connection.

- Great Western sugar tank car, Longmont, Colorado
- Monfort Packing Company, Greeley, Colorado
- Colorado Animal By-Products Mfg. Co., Denver, Colorado





The first two models are my Soylent Corp. liquid by-products tankers numbers 140 and 144. Both are repaints from Atlas stock. The third is a “shameless plug” for MiniPrints custom photopolymer resin prints. Car number 202204 is also a patch over an Atlas tanker. And the last model is one of five UP MOW weed sprayer tank cars, number 980355. It was 3d resin printed. I hope to have all five of these completed by Thanksgiving for the holiday show. And I still need to weather them.

Adam Crews

Look carefully at the recycle symbols on the Soylent cars. If you have not seen the movie Soylent Green, I suggest that you look up its plot on the internet. (Ed.)

Clinic

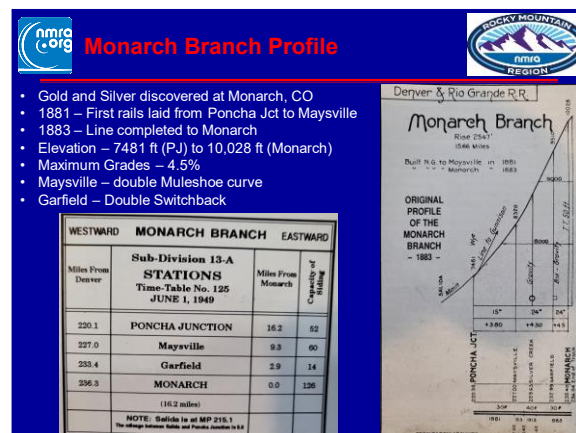
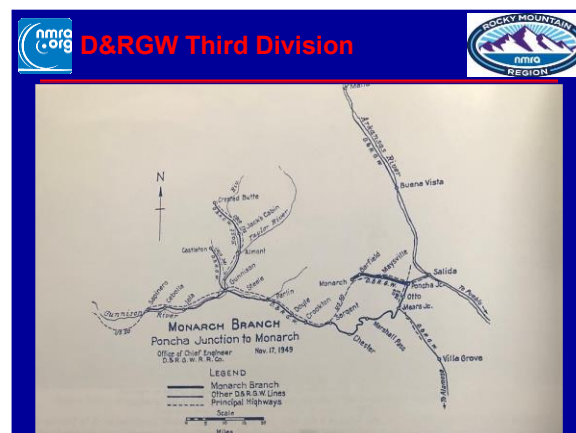
Gary Myers presented his clinic on the D&RGW 3rd Division, Monarch Branch. His exhaustive review of the material included 111 Power-Point slides illustrating the physical plant and demonstrating how those elements could be used for a model railroad. Unfortunately, most of the photographs that he showed are protected by copyright and cannot be included here.





D&RGW 3rd Division Monarch Branch

An Inspirational Operations Marvel

Gary Myers
Sunrise Division
President, Scenic Line Modelers, Inc.



Garfield Operations

Maximum of 14 Gons + Engine + Caboose fit on upper tail of Switchback

- M-W-F: 2 Engines / 28 Empties / Caboose
 - Train splits in half
 - Road Engine take first 14 cars up switchback
 - Helper would take rear 14 cars up switchback
 - Train reassembles, proceeds to Monarch
- T-Th: 1 Engine / 28 Empties / Caboose
 - Road Engine take first 14 cars up switchback, proceeds to Monarch
 - 14 Cars remain at Maysville
 - Road Engine returns for 2nd half at Maysville, then proceeds to Monarch

The last three slides are from the Scenic Lines Modelers layout illustrating the layout's reproduction of the actual Monarch Branch.




Scenic Line Modelers






Scenic Line Modelers






Scenic Line Modelers



Big Boy Days at the Forney

Photos and comments provided by Gary Myers

A new look was added to the Rocky Mountain Region's Booth at Big Boy Days at Denver's Forney Transportation Museum, August 3-4, 2024.



The crowds were not too big, but it was a fun weekend. Not as many modelers as usual, but I spent a little time making a bridle and harness for my **Man in a Surrey with the Fringe on the Top's** trusty horse.



Larry and Adam getting trains moving on the Sectional Layout.



William joins the fun!



by Gary Myers



Meanwhile, I mounted these newly painted and labeled Micro-Mark car card holders.



Stu is scratch building the Gunnison section house and sheds on the Scenic Line layout. These buildings are still in their original location and the dimensions were taken from Google maps. They are positioned in their location in the wye, behind the Gunnison depot.



Announcements



Colorado Rail Prototype Meet 2024

The Colorado Model Railroad Museum is looking for all the model railroaders in our region. It has been 15 years since Dave Trussell held his grand opening of the then named, Greeley Freight Station Museum. They had just finished the final touches on the scenery and the layout was complete.

The Oregon California and Eastern Railway became the ultimate layout for running trains in beautiful scenery for the visiting public. Over the years the CMRM has created programming for youth and as a museum focused on the hobby of model railroading, the need for programs for all aspects of the hobby has become evident. There are so many aspects to the hobby of model railroading that there are many kinds of modelers with many interests. This is why the CMRM decided to host our first Colorado Rail Prototype Modelers Meet this September. (CORPM).

What is an RPM? It is a celebration of the hobby through fellowship and prototype modeling. There are modelers who make structures, scenery, mini-dioramas and custom railcars and locomotives. The RPM is a showcase

of their work. There are tables that are set out for participants to bring something they are working on or a completed project. This allows modelers to meet and discuss the hobby as they view the work of others. There are also clinics and vendors to complete the show.

The first CO-RPM will be held at Zoe's Coffee Shop in Greeley on September 21st. It is open to all, even if you don't bring a model for display on the show tables. The cost is \$20 for the whole day, including the free dinner sponsored by SoundTraxx and Iowa Scaled Engineering. Register by September 1st to get in on that free dinner at the CMRM after the show! Attendees can also visit the museum any time that weekend as part of the registration.

In addition to the model displays, there will also be several prominent vendors of model railroad equipment and supplies. Check the website for an up-to-date list. The Estes Park Rails in the Rockies Train Show is also that weekend; you can come to Greeley on Saturday, then go up to Estes Park on Sunday and spend any money you may have left!

Most RPMs across the country aren't held with a nearby layout; so one of the things we are going to try to arrange to show off special models or products on the OC&E that evening, and possibly other times during the weekend. Each RPM develops a specialty; maybe the Colorado RPM can benefit from the OC&E layout and museum. Details are still being worked out, and suggestions are welcome.

Registered attendees will also have the opportunity to participate in a full-scale Operating Session the night before, Friday September 20, at 6 PM. It will be in the same format as our previous Rocky Op and NMRA sessions this past May.

Adam Crews




Announcements

ESTES VALLEY MODEL RAILROADERS

RAILS IN THE ROCKIES

SEPTEMBER 21ST & 22ND, 2024



ADULTS \$10
ESTES PARK EVENT CENTER
HIGHWAY 36

Sat 10AM-5PM Sun 9AM-4PM
12 & under free/ Family \$20 Maximum

MODEL TRAIN SHOW



November 2 & 3, 2024
Sat 9-5 Sun 10-3

Colorado Springs Event Center

5.11 per person
Discounts Apply
Children Under 12, FREE!

Hall B
3960 Palmer Park Blvd
Colorado Springs, CO 80909



Info and online ticket sales at www.tecoshow.org



SANTA FE MODELERS



Denver Area Mini-Meet
All Modelers Welcome

Saturday September 28th, 2024 10:00 AM to 2:00 PM

Lone Tree Library
10055 Library Way, Lone Tree, CO 80124

Gerry Glancy – The Role the Railroads Played in WWII in Europe
Bruce Barrett – 3 Presentations on Various Railroad topics

**Sales Tables
Refreshments
Door Prizes**

Registration opens at 10:00 AM, Program Begins at 10:30 AM

Registration is \$5.00

For more information, contact Denny Krausman (303) 880-1879
dkkrausman@gmail.com

Mother Lode Model Railroading

14 Inverness Drive East, Suite A-140
Englewood, CO 80112

Upcoming Prospecting Dates -

- September 21st 1:00 PM - 4:00 PM
- October 12th 8:00 AM - 12 Noon

And By Appointment - Call Beforehand!

www.ebay.com/str/motherlodemod-elrailroading.com

Email: danraap2021@gmail.com
(303) 819-2937

WE BUY COLLECTIONS!

The Foothills Society of Model Railroaders swap meets

Green Mountain Presbyterian Church

12900 W. Alameda Parkway

Lakewood, CO

9:00 a.m. - 11:30 a.m.

on the third Saturday of odd numbered months

(303)989-0087 or (303)985-1491