



Sunrise Herald

April/May 2026 Volume 19 Number 4/5

Sunrise Division Officers

Superintendent.....William Boorman
 Asst. Superintendent.....Dennis Hagen
 Secretary.....Bob Hochstetter
 Acting Treasurer.....Rich Flammini
 Program Chair.....Gary Myers
 Division AP Chair.....Gerry Meltzer
 Youth Coordinator.....Position open
 Education Chair.....Stewart Jones
 Modular Layout Chair.....Adam Crews
 Herald Editor.....Bob Hochstetter



In this issue:

- 2 From the Editor
- Minutes of the May Meeting
- Next Meeting
- Video of the Month
- June Meeting Themes
- In memoriam
- 3 Show 'n' Tell
- 4 Tool Time
- 4 Clinic
- 9 "on track"
- 10 Convention and Swap Meet Flyers
- 12 Advertisements



Layout Photos of the Month

Mark Shifter's Franklin Southern Murphy Subdivision layout is featured this month. This multi-level walk-around proto-free-lanced HO layout is in a 12'x32' basement room. It is a modern day, fictionalized version of the Southern Railway's actual Murphy Branch and represents a portion of the 114 mile line.

These photos were taken by the editor during the Front Range Division Layout Tour in 2025.



From the Editor

The April Sunrise Division meeting date fell on Holy Thursday this year, resulting in the meeting room at Holy Love Lutheran Church not being available. Consequently, no April issue of the Sunrise Herald was published. To keep the issue's numbering consistent with the monthly meeting, this issue is numbered 4/5.

Minutes of the May Meeting

The regular monthly meeting of the Sunrise Division of the National Model Railroad Association was held on May 7, 2026, at Holy Love Lutheran Church. Superintendent William Boorman conducted the meeting. The meeting was called to order at 7:02 p.m. Twenty-two members attended the meeting in person, and one member streamed the meeting on Zoom.

The meeting began with self-introductions and descriptions of the members' current modeling projects.

Modular Layout Chair Adam Crews related that the Rocky Mountain Train Show April 11-12, 2026, at the National Western Complex in Denver appeared to be a success, though the final number of attendees had not been released yet. He also noted that \$113.00 had been donated to the Division at the show, mostly from the Swap Meet items that Adam had taken there.

Adam also reminded us that the modular layout will be set up at three future shows in 2026: North Platte Rail Days in August, the Colorado Rail Prototype Modelers Meet in October and the Rocky Mountain Train Show in the Fall.

Show 'n' Tell, Tool Time and the Clinic followed.

William adjourned the meeting at 9:00 p.m.

Submitted by Bob Hochstetter, Secretary, Sunrise Division



Expanded coverage of the Tool Time, Show 'n' Tell, and Clinic presentations, plus additional announcements, and more, are included in this issue of the Herald. (Ed.)

Next Meeting

The next meeting will be Thursday, June 4, 2026, in person at Holy Love Lutheran Church, 4210 S. Chambers Road, Aurora, Colorado. The meeting will start at 7:00 p.m. The meeting will also be streamed on Zoom with sign in between 6:30 and 7:00.

Video of the Month

For something a little different, I found this compilation of fast trains in Pakistan. Watching these trains weave and bob down the track almost gave me motion sickness. (Ed.)

Pakistan's Fastest Trains Compilation | Jaffar Express Wins the Race!

<https://www.youtube.com/watch?v=OKALXuR8g>

If you find a video that you think our members might enjoy, please send me the link. (Ed.)

June Meeting Themes

Tool Time

Resetting the Speed Table—Stu Jones

Show 'n' Tell

Icing Stations

Clinic

WWII: German & French Railroad in-War Restorations-- Gerry Glancy

In memoriam

David Clifford

1946-2026

Dave Clifford was a long-time member of the Sunrise Division. At the time of his death, he was the Treasurer of the Division. Dave presented clinics at the division meetings and always contributed to the discussions after others' presentations. Dave's presence at the monthly meetings will be sorely missed. (Ed.)



Show 'n' Tell

May's Show 'n' Tell subject was Diesels.

Chuck Gahm showed this HO scale GE AC4400CW Ferromex Diabla Scheme model with armored windows (known as Ghetto Guards) from Scale Trains.

Chuck weathered this unit using chalks from Hobby Lobby and a series of Vallejo washes.




Adam Crews showed this picture of the Canyon Spirit train sporting a new wrap in Arvada, Colorado on May 3, 2026.



Larry Stephens' Southern Pacific models have been speed matched to operate on the Sunrise Division modular layout. Larry explained that he uses all six of them in one train as Front, Mid and Rear diesels but that other railroads might identify them as: Lead Locomotive, Mid DPU (Distributed Power Units) and Rear DPU; or as, Head-end, Mid-train Helper and Rear Helper.



Rich Flammini showed prototype pictures of Grand Trunk Western ALCO RS3s numbers 1950 and 1951. These were GTW's only RS3s. He then showed his HO Bowser model which is unfortunately incorrectly numbered 1861.



These are Bill Johnson's Show 'n' Tell entries with his commentary.

Here is one of my favorite diesels. The 1936 Union Pacific M-10000 City Of Denver. When it first was placed in service in 1936, between Chicago and Denver, it was the fastest scheduled train in the world, the "Bullet Train" of its day.



Rock Island's "Rocky Mountain Rocket" used this E6 B unit modified with a control stand and cab end. The Rocket would split in Limon, Colorado with the main E6 A unit taking the bulk of the train into Denver and the AB6 taking the remainder into Colorado Springs. On the return east bound trip the train would reform in Limon, a series of switching moves known as "the Limon Shuffle".

This was standard power for the Rock Island "Rocky Mountain Rocket" in 1940's and 50's. Note the baggage compartment on the AB6. Later when more power was needed, a second prime mover diesel engine was added to the AB6 replacing the baggage compartment. The AB6 remained in commuter service in the Chicago area into the 1970's.



Bob Hochstetter showed these recent Atlas N scale purchases. These FA-1/FB-1 models represent Missouri Pacific units built in May and June 1950 by ALCO. They were retired in 1962.



Tool Time

Rich Flammini showed how he used a kitchen blender to make scale-sized coal from the black plastic trays in CD Jewel cases and how to make scrap metal loads for gondolas using the foil wrappers from Hershey's Kisses. (The latter is not recommended for model railroaders who suffer from diabetes.) *Ed.*



Clinic

Gary Myers attended the 2025 NMRA National Convention in Novi, Michigan. For his clinic presentation he showed an hour's worth of photographs that he had taken on four layouts. Only six photos from each of the four layouts are presented here.

CP RAIL
DAWN AUTIO & TOM WEAVER

HO
1984
Proto-Freelance
CP/ Northern Ontario
24' x 49'
Mainline: 450'
Visitor Limit: 12



Features:
Double Deck
Sudbury to Sault Ste Marie
Rock Outcrops / Wetlands
Paper Mills / Quarries
Industrial Parks
Crushed Nickel Slag Loader



CSX COAL BRANCH
KEVIN GUTHRIE

N
1960 & 1990
Proto-Freelance
CSX Appalachian Coal
11' x 17'
Mainline: 60"
Visitor Limit: 8

- Features:
- Post C&O/B&O/CSX Merger
 - 3 Operating Coal Loadouts
 - Flood Loader
 - 50s style Breaker
 - 80s style Loadout
 - 2 Different Era Unloaders
 - Rotary Dumper
 - Rotary Couplers
 - Up & Over Dumper



**HOGSBACK & SOUTHERN
LANSING MODEL RAILROAD CLUB**

Features:
GTW Millet Depot
Michigan Avenue Tower
Multi-deck Layout
2 Rooms
Ore Dock

HO
1950s
Proto-Freelance
H&S / Michigan
14' x 30' & 12' x 24'
Mainline: 550'
Visitor Limit: 20



NMRA

**GREAT NORTHERN, OLD GOAT DIVISION
BOB TRUAX**

HO
1950s
Prototype
GN/Western Montana
26' x 31'
Mainline: 150'
Visitor Limit: 15

Features:
10 Stall Roundhouse
Detailed Buildings & Lighted
Conifer & Aspen •
TRUAX Mining •
TRUAX Timber & Sawmill
Mainline: 150'



NMRA



This column is devoted to showcasing the modeling efforts of Sunrise Division members. It can be anything—benchwork, wiring, weathering freight cars, depots, etc.

This is a Blair Line N scale Feed and Seed Store kit that I recently completed. The nearly 100 laser cut wood parts require painting and staining before assembly. (Ed.)



Please send me photos of your progress. (Ed.)



Colorado Rail Proto Registration Open!

October 16th -18th, 2026

Don't miss out on the early bird discount!

[-Registration link click here-](#)

[Hotel Discount codes are live now!](#)

Check out the latest updates on the website:

CORPM.org





October 16-18, 2026

Island Grove Event Center

421 N 15th Ave., Greeley, CO

Model Displays—Clinics—Hands on Stations

Vendor Room—Layouts

\$35—Early Registration

www.corpm.org

Sponsored By:



Front Range MODEL RAILROAD & TOY TRAIN SWAP MEET

Since 1982



2026 Swap Meet Dates

Jan 17 Mar 21 *May 9*
Jul 18 Sep 19 Nov 21
(3rd Saturday of Odd numbered months)
8:30 AM to 11:00 AM

Location

Green Mountain Presbyterian Church
12900 W Alameda Pkwy
Lakewood, Colorado 80228
(Corner of W Alameda Pkwy & Mississippi - East Door, Lower Level)

Admission

\$3.00 Adult, Under 16 – Free
(Doors open to Buyers – 8:30 AM)

Sellers Table Fees

Full table (8 ft) - \$14
Half table (4 ft) - \$7 Round table - \$10
(Doors open to sellers – 7:30 AM)

Contact Information

Mike (303) 842-8920 Nick (303) 361-9370
Email – RRSWAP@gmail.com

YardSaleTrains.com

MODEL TRAINS - BUY - SELL - BROWSE

We have out of stock, hard to find, gems from collections we receive from all over the country

Atlas • MTL • Kato • DC or DCC • Scenery
Track • Tools • Bridges • Details • Buildings

YardSaleTrains.com (720) 840-7274

2026 Open House “Prospecting” Dates

8am - 12pm

1-10-26	4-18-26***	7-11-26	10-10-26
2-14-26	5-9-26	8-8-26	11-14-26
3-14-26	6-20-26***	9-12-26	12-12-26

***Note Date Change

And by Appointment Most Weekdays
Call us at (303) 819-2937!

Happy Modeling! The Mother Lode Family

MOTHERLODE
MODEL RAILROADING

Mother Lode Model Railroading
14 Inverness Drive East, Suite A140
Englewood, CO 80112



LASER CUT NMRA STANDARD WEIGHT RULERS

6 Scales Available N HOn3 On2 On30 Sn3
 Thickness of 2mm or 3mm HO HOn30 On3 Sn2 Shorty HO and S
 With or Without Flangeways CrewsRailLines@gmail.com

