



# Sunrise Herald

## December 2012

Volume 5, Number 12



## No Patience & No Money Leads To Great Layout Addition

**R**ich Flammini had a problem. He built a new addition to his railroad and had a rather large area to fill on his layout. As it was supposed to represent the Chicago First Section, it needed

to be somewhat urban, and it certainly was a large chunk of real estate to fill.

Much of Rich's layout is devoted to city scape. Rows of brick buildings and warehouses are a prominent part of the scenery, but Rich decided he did not want to spend the time necessary to build all those models to fill the new space. Besides, that many models would cost a pretty penny. He had other worthwhile railroad stuff to spend his money on.


His answer was elegant: build a garden center. A building or two, some greenhouses, a bit of vegetation, and a parking lot fit the bill—and the space. Rich's November clinic was a Power-Point presentation of the construction of his AtoZimmerman business, named for a gardening friend.

Rich went into detail about how he planned the new industry layout, selected the buildings and details, and constructed the HO-scale design. He offered many practical tips and honest advice. For example, he pointed out that it is "always a good idea to read through the instructions." Apparently, that was a lesson

*Continued at No Patience & No Money - page 2*

### In The Herald

No Patience & No Money Leads To Great Layout Addition .....	1
Membership Report .....	2
New Officers Selected.....	2
Division Data .....	2
Module News.....	3
Notes From The Editor.....	4
From The Chief.....	4
Show & Tell.....	5
A Love for Rio Grand Narrow Gauge .....	6
Focus on the Future.....	8
Show & Tell Themes .....	8
Upcoming Events .....	8



# Membership Report



## New Officers Selected

With twenty-three members in attendance, Sunrise Division held elections for officers at the November meeting. Each officer was speedily elected without opposition. The elections were held in the best

traditions of our hobby: the sound of railroad whistles could be heard during echoing in the building during the election.

Our new Division Superintendent is Jim Laird. Jim has been active in the hobby for many years, has done several clinics, and is currently the RMR AP Program chair.

Steve Schweighofer, our incoming Assistant Division Superintendent, is an avid Nn3 modeler and accomplished modeler. He is currently building his thirteenth layout.

Our new Secretary, Stewart Jones, is an HO-scale modeler with an extensive layout, the *Boreas*. He is also doing the wiring and signalling for the modules.

Bill Johnson, who models in multiple scales, will remain as our treasurer because, he says, he "can't remember where he left the check-book." Bill also is working on module construction. —SH



*Steve Schweighofer,  
Assistant Division  
Superintendent*



*Jim Laird, Division Superintendent*



*Bill Johnson, Treasurer*



*Stewart Jones, Secretary*

## No Patience & No Money — from page 1

learned through experience. His photographs were clear and showed exactly the steps he followed.

Rich used kits to build the greenhouses, and he kit-bashed the main building. He also used a number of products to create the tree nursery and to represent beds for tomato and other plants that would be offered for sale.

As he worked, he studied the scene, looking for what was missing: those details that make a model look as though it were scaled down reality. Adding a fence helped separate the business from its neighbors. Applying ground foam in just the right places suggested how the grassy areas would be mowed. Adding signs and clutter made the business look alive. All of these were added to enhance the realism of the scene.

Rich is a dedicated modeler, a well spoken presenter, and effective promoter of the hobby. His clinic was yet another example of his talents. —SH



## Division Data

Sunrise Division promotes and encourages model railroading from I-25 east to the Kansas border. We welcome all model railroaders, regardless of skill or experience, because our goal is to have fun.

The *Sunrise Herald* is a publication of the Sunrise Division of the Rocky Mountain Region, National Model Railroad Association.

## Division Officers

Division Superintendent . . . . . Jim Laird  
Asst. Division Superintendent. Steve Schweighofer  
Treasurer . . . . . William Johnson  
Secretary . . . . . Stewart Jones  
Program Chair. . . . . Jim Laird  
Membership Chair . . . . . John Griffith  
Modular Committee Chair . . . . . Donald Francis  
Boy Scout Liaison . . . . . Louis Surles  
AP Chairman . . . . . David Bol  
Editor e-mail. . TOMFRERICHS@TOMFRERICHS.COM  
Division Website . . . . .  
. . . . . WWW.TRAINWEB.ORG/SUNRISEDIVISION/



# Module News



Some recent module progress pictures

*Clockwise from right:* 1. Don Francis, with Gary Myers looking on, shows the module roadbed prototype. 2. Dick Hunter runs an engine on one of the modules as a check. 3. Steve Schweighofer, Bill Johnson, and Dick Hunter check a switch alignment. 4. Plaster scenery is in place for some scenic variety. 5. Stewart Jones is busy with wiring tasks. (Photos 2-5 by Don Francis. Photo 1 by Tom Frerichs)







## From The Chief

BY JIM LAIRD, DIVISION SUPERINTENDENT

This is the first opportunity I have had to address you since my rise to the exalted position of Division Superintendent. There are a few things that I would like to say.

### Helping the less fortunate

On the right is a photo I took of the food pantry at Holy Love. As you can see it could use some assistance. It's been a long time since I gave up lunch in order to buy an Athearn box car. I think that they were about \$1.99 at the time. My point is that each of us has the ability to help with the hunger problem here locally. My suggestion is that we all bring in something to go to the food pantry so that we can fill the shelves to overflowing. I want to emphasize that this is not a new suggestion, but is one you will hear me harping about in the future issues.

### Strike some sparks

This is the beginning of the holiday season and most of us can trace our interest in the hobby to a train set we received during the holiday (whatever you celebrate). I would suggest that we (each of us) look for a way to spark that same interest in some young person.

### Help your division

This is a paid ad for some help with running the division. I am currently Division Superintendent, member of the Board of Directors, Region AP chair, and Division Program chair. That's 4 hats, and although I have been accused of having a big head, four hats is too many. I have already spoken with Gary Myers regarding the Region BOD position, but I would also like to see someone take over the Program chair position. It does not require a great deal of time and we do have a number of members who are willing and able to present quality clinics. So put some thought into it at see if there is a place where you can volunteer for the good of the hobby and the division.

### 'Tis the season...

Trying to be politically correct is just not my bag, So, I celebrate Christmas, and I am wishing you a Merry Christmas. If you celebrate something else, I am wishing you a merry, happy, blessed whatever.

Find some time to build, plan, dream about your railroad and we will see you in the New Year.

### Upcoming events


For January's meeting the clinic will be on building card stock models. Hope to see you there. -SH



## Notes From The Editor

BY TOM FRERICHS, EDITOR

As I put together this newsletter each month, I sometimes end up typing a few lines to fill the odd gap. For example, Jim, being new to the office, was a little late in getting his column to me. In fact, I was just about to send out the newsletter when his e-mail arrived. So I added this page, and had a gap to fill.



Of course, I was remiss in not reminding him to send me something to print. For three years I've worked with the same officers, but with a new slate of officers, I need to remember to let them know what the deadlines happen to be.

I got to thinking about how this applies to model railroading. How many problems could we avoid by just doing a little thinking ahead of time? If you have an operating layout, I'm willing to bet there's someplace with a radius that's a little too small or an s-curve that seems to attract derailments or a switch that is maybe a little too tight to fit properly.

Do a little planning before you commit, and you'll find that you won't have to come back late in the game to fill in the gaps. -SH

# Show & Tell



## Steam Locomotives Were Popular November Show & Tell



### Show & Tell was also had teaching moment.

**Top left:** *The Heiser geared locomotive had cylinders on each side with the drive shaft in the middle underneath the locomotive. According to Dick, this United Models brass model also won the World's Worst Paint Job Award.* **Bottom left:** *Perhaps best known to modelers, the Shay had cylinders on one side with the drive shaft along the same side as the locomotive. This is also a United Models model.* **Top right:** *The Climax locomotive, represented here in a Westside Models version, had the cylinders inside the cab with the drive shaft in the middle, underneath the locomotive. The price of this model in 1982 was \$90. (All photos by Tom Frerichs)*

Dick Hunter brought three geared locomotives which he had obtained through the years from handing various estate sales. He brought them to demonstrate the three major classes of this kind of steam locomotive. Geared locomotives were used extensively by logging companies because they could handle terrible track, steep grades, and very sharp turns. All of these models are HO-scale. —SH

*Steve Schweighofer brought in this 2-8-0 N-scale locomotive that started life in 1980 as a Marklin 0-6-0. Steve did a fine job modifying this tiny steam engine.*



*This N-scale model of the famous Southern Pacific Coast Daylight locomotive, which ran between Las Angeles and San Francisco, California, was Frank Germa's contribution. Frank won the Caboosie Hobbies certificate drawing.*





## A Love for Rio Grand Narrow Gauge

*These HO<sub>N3</sub>-scale models all belong to Mike Menze and are all beautiful. You might guess that Mike likes narrow gauge and also patronizes a particular railroad.*



*This O-scale E-6 Atlantic features outside third rail pickup and was brought by Bill Johnson. It also weighs as much as the original—or at least it seems like it.*



*The Grand Trunk Western is Rich Flammini's railroad of choice to model, and this is an HO-scale model of an Alco Schenectady-built U<sub>3</sub>B.*



# More November Show & Tell Steam On Display



*Al Johnson brought his HO-scale Class S-1 4-8-4 Northern steam engine lettered for, of course, the Great Northern Railway. The prototype for this engine was delivered in the spring of 1928, and it was used on the new*

*heavier and faster Empire Builder between Havre and Whitefish, Montana. This engine could handle up to fourteen of the Empire Builder cars on 1.8% grades. The original 2552 was retired in December 1957.*


*This HO-scale locomotive was brought by John Grigg, who claimed it was an example of why you should be careful. For example, he pointed out that the lettering was the wrong color, being white instead of silver.*



*Bob Hochstetter brought an N-scale 2-8-0 locomotive lettered for the Missouri Pacific, which was a surprise. Well, maybe not a surprise as Bob is President of the Missouri Pacific Historical Society.*



*Lettered for John Griffith's West Point & Northern, this HO-scale PFM Sierra 2-6-6-2 engine was the engine mentioned in John's column last month.*





## Focus on the Future



## Christmas Time Means Gaining A Few Pounds

The next meeting of Sunrise Division is scheduled for December 6 at 7:15 PM at Holy Love Lutheran Church, and this time there is no clinic. Instead, we're asking the members to bring some goodies to share. I am bringing the dreaded cholesterol-enhancing, but oh-so-sinfully good, egg nog, guaranteed to add five pounds to your holiday weight.

There is a Show & Tell, and it is delightfully ambiguous. Just bring a rail car, and, for the sake of the photographer, please make sure it is a model and not full sized.

-SH

### Show & Tell Themes

When you submit a model for the show and tell, you automatically are entered into a drawing for a gift certificate from Caboose Hobbies in Denver.

December 6 .....Rail Cars

## Upcoming Events

- ◇ *December 1*, Galloping Goose Rides (for purchase only), Colorado Railroad Museum, Golden, Colorado 9 AM—5 PM daily
- ◇ *December 6*, Sunrise Division Regular Meeting, Holy Love Lutheran Church, 4210 South Chambers Road, Aurora, Colorado. 7:15 PM
- ◇ *December 8*, Steam-Up Event—Santa Claus Special, Colorado Railroad Museum, Golden, Colorado 9 AM—5 PM daily
- ◇ *December 9-10*, TECO Show, Freedom Expo Center, 3650 North Nevada Street, Colorado Springs, Colorado. Saturday: 9 AM—4 PM Sunday: 10 AM—3 PM Adults: \$5 Family: \$8
- ◇ *December 15-16*, Steam-Up Event—Santa Claus Special, Colorado Railroad Museum, Golden, Colorado 9 AM—5 PM daily
- ◇ *December 22*, Steam-Up Event—Santa Claus Special, Colorado Railroad Museum, Golden, Colorado 9 AM—5 PM daily
- ◇ *December 29*, Galloping Goose Rides (for purchase only), Colorado Railroad Museum, Golden, Colorado 9 AM—5 PM daily
- ◇ *January 3*, Sunrise Division Regular Meeting, Holy Love Lutheran Church, 4210 South Chambers Road, Aurora, Colorado. 7:15 PM



**Do your part to keep modelers  
off the streets. Bring them  
to a division meeting so we'll  
never have to see this happen.**