



Sunrise Herald

August
2011

Volume 4, Number 8



Chris McKenna (left) and Frank Germa work on a wye on the Moffat Modelers N-scale layout located in the Forney Museum. (Photo by Tom Frerichs)

Help Another — Help Yourself

You wear a lot of hats when you build a layout: draftsman, carpenter, electrician, artist, structural engineer, landscape architect, and more. With the range of skills necessary, it's a wonder that any layout ever gets built.

In fact, one of the reasons so many model railroaders hesitate—a better word might be “procrastinate”—when it comes time to build is fear. What if everything isn't perfect?

The first answer to this worry is that everything does not have to be perfect. The second answer is to work with someone who has already learned the ins and outs.

Suppose you are terrified of wiring a layout for dcc. When you help a wiring expert on a layout, you can learn his tricks and techniques. While you are learning a new skill, you can help out with other work. You may have scenery or carpentry expertise to share. Sometimes all that is needed is an extra pair of hands.

Where do you get a chance to work on another's layout? One possibility is to join the Moffat Modelers, a 100% NMRA club in Sunrise Division's territory, that is building a museum quality N-scale layout housed at the Forney Museum. And they will welcome your participation.

Modeling the Rio Grande line from Denver's Union Station to the Moffat Tunnel, this layout is big...very big. Their current need is help with scenery, but they can always use interested members. And do not let that “N-scale” part deter you; modeling techniques are the same regardless of scale. Even if you are modeling in HO-scale, you can help and learn.

They meet most Tuesday evenings at 7 PM at the Forney, although you should call Frank Germa at 303-677-6925 in the morning to make sure that a meeting is being held that night. You can also call Frank, e-mail him at fgerma@yahoo.com, or go to their web site, moffatmodelers.org, for more information.

—SH

In The Herald


Help Another — Help Yourself	1
From The Chief	2
Membership Report	2
Division Data	2
Show & Tell	3
Tool Time Tips	5
Your Model Railroader Horoscope	5
NMRA Notes	5
Focus on the Future	6
Division Meeting Place	6
Upcoming Events	6
Show & Tell Themes	6

Get 'er done!



GARY MYERS — SUNRISE SUPERINTENDENT

The Regional Convention Model Contest is just around the corner. It is time to finish up some halfway-done project and prepare your paperwork for the contest. A piece of rolling stock, a structure, or locomotive would make excellent entries. For contest quality, rolling stock should have brake gear and all required railroad hardware modeled to make a fully functional car. A structure that you were placing on the edge of your layout where the eye can see all may make a worthy candidate for a fully detailed interior. That special locomotive you were super-detailing also is an excellent candidate for the contest. You do not have to be working toward AP certificates to enter a model in the contest, but with some success it is possible you may change your mind. Not going to the convention? Not to worry: one of your Sunrise pals will be happy to bring your model to represent the Sunrise Division.



When entering a model for the contest it is best to take pictures and keep notes while you are working on it. If you do that a lot of your paperwork for the contest will be ready when the model is done. The notes help explain what you did for the judges, who were not available in your basement when you were building it. The judges are looking for the things that you did to modify the model: what you did to make it more prototypical; what construction techniques you chose; what parts you made; what extra details you added; what plans you drew; and what lettering, painting, and weathering you did. Naturally, it would be easier if you could tell them in person. Unfortunately, we have these forms with about five lines to write all that down for each category. This is where some additional sheets, photos, and concise descriptions really help the judges. A picture is worth a thousand words, and an arrow with a note goes a long way.

Judges generally operate in pairs with one pair for each category: construction, detail, conformity, finish and lettering, and scratch-building. The judges have to inspect about forty models, so if the information is divided up concisely for each team it makes the job much easier and helps direct the judges to the things they are specifically looking for. As you build and keep track of your progress, take note of what the judges are looking for as described in the NMRA judging guidelines found at <http://www.nmra.org/education/achievement/pdf/2006-judging-guide-lines.pdf>. You may even decide to make a few extra modifications and improvements after reading this document. Do not forget for conformity to provide some examples of the prototype you are modeling. If you do not have a photo or if you are doing free-lancing, Google for an example prototype.

If you do enter a contest model, please consider volunteering as a judge. First, you will be teamed with another judge, generally someone who has done it before; and you will have fun and learn things together on what makes great models. Second, you will see how other people do things and gain a different perspective on how to improve your own modeling. Third, your contest models will improve as you continue modeling. Finally, our Division will gain knowledgeable judges to enable us to hold our own future Division modeling contests.

—SH

Membership Report

GARY MYERS — SUNRISE ACTING MEMBERSHIP CHAIR

There's not a lot to report this month: current members are keeping their dues up to date, and we have no new members to welcome.

Harold Huber, RMR President, has given all superintendents the task of ensuring the Region has the correct e-mail addresses for their division members. The Region's e-mail address list is updated regularly from NMRA National office information. If your address is wrong with National, the Region's mailing list ends up "corrected" with that wrong address. One symptom of this problem is that you may not be receiving the Callboard via e-mail.

To fix this—and save me a lot of work—contact Susan Staub at National at nmraregionrep@aol.com and give her your correct e-mail address and NMRA number. Please copy me on the e-mail so I can check you off the update list. I noticed that there are several members with the wrong address. Don't feel bad if you are; you are in prominent company with some of our officers.

—SH



Sunrise Division promotes and encourages model railroading from I-25 east to the Kansas border. We welcome all model railroaders, regardless of skill or experience, because our goal is to have fun.

The *Sunrise Herald* is a publication of the Sunrise Division of the Rocky Mountain Region, National Model Railroad Association.

Division Officers

Division Superintendent Gary Myers
 Asst. Division Superintendent Donald Francis
 Treasurer William Johnson
 Secretary/Editor Tom Frerichs
 Program Chair Jim Laird
 Modular Committee Chair Donald Francis
 Boy Scout Liaison Louis Surles
 AP Chairman David Bol
 Editor e-mail . . TOMFRERICHS@TOMFRERICHS.COM
 Webmaster e-mail . . GARYMYERS06@COMCAST.NET

Show & Tell




No July meeting meant no July Show & Tell, but that does not mean you cannot get your train fix. Colorado is blessed with a number of full sized railroads, both modern freight haulers and preserved narrow gauge lines, for the railfan to watch and photograph. We also have very fine museums to visit.

I had family visiting during the July 4th week, and one destination we took the out-of-towners to was the Colorado Railroad Museum in Golden. Not all relatives may be interested in trains, but my brother was on terminal leave, retiring from the BNSF. He did not have to simulate interest.

Of course I took my camera, and these pages show a few photographs that I took during that visit. These pictures were not taken as references for super-detailing a locomotive or car; they will not be measured to ensure that some model is true to scale. Instead, I took them because trains can be endlessly fascinating and a visual treat.

I hope you enjoy this month's Show & Tell. At least the lighting is amazingly realistic and the ground foam is to scale.

-SH



Above: Three cylinders of a Shay feature a visual rhythm even when stopped. Below: This Rio Grande F9 looks ready to depart. (Photos by Tom Frerichs)





Counterclockwise from above: An REA wagon is ready to do duty again. A heavy duty chain helps this truck run on the rails. The drumhead on the back end of the Navajo is still bright after many years. Another shot of the Shay from the previous page showing the "uninteresting side," but at least this view is not spoiled by the industrial air compressor parked by the cab. (Photos by Tom Frerichs)



Tool Time Tips



I use Woodland Scenics rock molds for much of my scenery, but I had problems supporting the molds until the plaster set. In use, these molds have no flat space to help keep them level.

The answer was to use some sort of shapable material to fully support the mold, but what could I use? I had tried wadded newspaper as support, but aside from the lack of strength, just a bit of water made them wilt like my lawn under watering restrictions. I had tried cutting out the bottom of a cardboard box to accommodate the shape of the mold, but that was not successful either. Sand was too heavy; pinto beans too expensive. Someone suggested Styrofoam packing peanuts, but those seem to be out of favor. I could not find any. Bubble-wrap was a no-go, too.

Finally the answer came: mulch. From Lowes I got the stuff made from ground-up tires, put it in a plastic tub, and now have a reusable, stable molding platform.

—SH



NMRA Notes

Sacramento News

This year's Sacramento convention attendance topped the 2,000 mark, the continuation of an upward attendance trend, and the folks at the NMRA Membership Booth at the National Train Show signed up 243 new members in three days.

Many of the clinicians at the Sacramento convention have uploaded their handouts or full presentations as PDF files to the x2011 web site at www.x2011west.org. Anyone can download them. Just look for the Clinics tab, then Clinic Handouts.

2015 NMRA Convention

Based on two big proposals for the 2015 National NMRA Convention, the Board of Directors selected Portland, Oregon, as the winner. Details and exact timing of the convention will be announced in the coming months.

NMRA Convention Timing

The Board continues to review the timing of all future conventions. While a mid-summer date has been traditional because of lower hotel and convention center rates over the July 4 weekend, many NMRA members have voiced the concern that it conflicts with family functions. Constructive suggestions may be directed to the Convention Committee, headed by Pacific Director Peter Jensen.

Donations To Be Sought for Exhibit

The "carpet cutting" at the California State Railroad Museum in Sacramento marked the official start of fund raising for a scale model railroading exhibit in the museum's Gallery area. No NMRA dues or regular revenue streams will be used to fund this project, so its construction will rely entirely on donations. For more details about the Gallery exhibit see the article in the May 2011 issue of *NMRA Magazine*.

NMRA Board of Directors Meeting Summary

For a complete summary of the Board of Directors meeting, visit the homepage of our website at www.nmra.org in the next few weeks. The report will also be published in *NMRA Magazine* in the near future.

—SH

Your Model Railroader Horoscope



Cancer

June 22—July 21

Cancer is one of the Zodiac's water signs. This has nothing to do with model railroading, but it does explain why you keep thinning Floquil with distilled water. The resulting mess always makes you crabby. Your layout aisles are far too narrow, but you don't notice since you only walk sideways. Stay away from cocktail sauce.

Finished

???—???

It was one year ago that YOUR SEER wrote the first "Model Railroader Horoscope," and YOUR SEER is very happy that it is time to retire.

The first horoscopes were written to fill some space in the August 2010 issue. Unfortunately, the realization that, once started, the series would have to continue for eleven more months did not occur to the editor until it was time to start the next issue. Then it was too late.

YOUR SEER hopes you have enjoyed this feature.

Focus on the Future



August 4 promises an interesting clinic. Dave Cochrun is presenting "Coloring Rocks Inside Out" at our regular meeting. Dave operates the Castle Rock And Pacific (CRAP) HO-scale railroad outside of Parker.

The Tool Time segment features Jim Laird erasing foam. Exactly what he means by erasing and what kind of foam he is talking about is apparently a state secret. The only way you will be in the know is to show up and find out.

Off-line structures, those buildings and other man-made features that are not served by rail, are August's Show & Tell theme. *Note to Steve Schweighofer:* trees are not man-made according to Joyce Kilmer, although a tree house would count.

Division Meeting Place

Sunrise Division meets on the first Thursday of each month at 7:15 PM. The meeting is held at Holy Love Lutheran Church, 4210 South Chambers Road, Aurora, Colorado, which is located one block north of Quincy Avenue on Chambers Road. Check <http://www.trainweb.org/SunriseDivision> for the latest information.

-SH


WANTED: PROMOTION CHAIR

\$Job Description: Make promotional items for Sunrise Division activities, such as flyers for Mini-Meets, Division Meetings and, God forbid, maybe even some Convention items. Make new friends at the copy store and Office Depot.

\$Benefits: Amaze your friends by displaying your wonderful talents. Let your creativity inspire us, the more graphically challenged.

\$Hours: Unlimited, as many as you want.

\$Pay: Know that through your advertising you could save lives, giving meaning to someone's life, who may have otherwise wasted away, never becoming a model railroader.

 **APPLY TO YOUR FRIENDLY NEIGHBORHOOD**
SUNRISE DIVISION SUPERINTENDENT.

Upcoming Events

- ◇ *July 30—31, Buffalo Bill Wild West Days—Steam-Up Event*, Colorado Railroad Museum, Golden, Colorado
- ◇ *August 4, Sunrise Division Regular Meeting*, Holy Love Lutheran Church, 4210 South Chambers Road, Aurora, Colorado. 7:15 PM
- ◇ *August 5—7, Denver, South Park & Pacific Historical Society 12th Annual Convention*, Denver, Colorado. Information: www.dspphs.org.
- ◇ *August 20, Colorado Wine & Music Train*, Colorado Railroad Museum, Golden, Colorado
- ◇ *September 1, Sunrise Division Regular Meeting*, Holy Love Lutheran Church, 4210 South Chambers Road, Aurora, Colorado. 7:15 PM
- ◇ *September 1—4, Rocky Mountain Region Annual Convention*. See *Callboard* for details.
- ◇ *September 10—11, Day Out With Thomas*, Colorado Railroad Museum, Golden, Colorado.
- ◇ *September 15—18, Ridgeway Railroad Days*, Ridgeway, Colorado
- ◇ *September 17, Model Railroad & Toy Train Swap Meet*, The Foothills Society of Model Railroaders, Green Mountain Presbyterian Church, 12900 West. Alameda Parkway, Lakewood, Colorado. 9—11:30 AM
- ◇ *September 17—18, Day Out With Thomas*, Colorado Railroad Museum, Golden, Colorado.
- ◇ *September 24—25, Day Out With Thomas*, Colorado Railroad Museum, Golden, Colorado.
- ◇ *October 1, Western Colorado Train Show*, Montrose County Fairgrounds, Montrose, Colorado

Show & Tell Themes

When you submit a model for the show and tell, you automatically are entered into a drawing for a gift certificate from Caboose Hobbies in Denver.

August 4.....	Off Line Structures
September 1.....	TBA
October 6.....	TBA
November 3.....	TBA
December 1.....	TBA